

# SCT Cell Text Options: Flags, Priorities

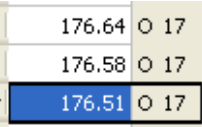

## RiverWare 5.2

### Author: Phil Weinstein

This document describes an enhancement to the SCT to show Flag Letters and Priority Integers in series slot timestep cells.

### 1.0 SCT Enhancement: Cell Text Options: Flags and Priorities

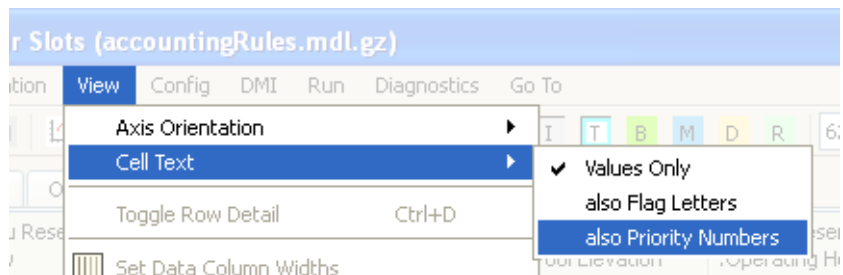
Before this enhancement was implemented RiverWare (e.g. version 5.1) presented numeric series data in two different types of tabular display, summarized by this table:

	Used in Dialogs:	Text Content	Background Color	Sample
Type 1:	Open Series Slot, Edit Account, Object Account Summary, Exchange Balance.	Numeric Value Flag Character Optional: - Priority Integer	Grey shading behind Flag Character and Priority Integer.	
Type 2:	SCT	Numeric Value	Flag Color (for physical slot flags only).	

The SCT has been enhanced to optionally show Flag Characters and Priority Integers in a way similar to the Open Series Slot Dialog (i.e. “Type 1” in the table above). For physical series slot values, the SCT shows the slot timestep’s Flag Color as the background for the Numeric Value fields in all three modes.

This SCT’s new setting to show Flag Characters and Priority Integers is a temporary setting -- *it is not currently saved in the SCT’s configuration file.*

The setting is selected using the new “Cell Text” submenu under the SCT’s View menu. *See image.*



When editing the text in an SCT cell showing the Numeric Value, Flag Character, and possibly the Priority Integer, only the Numeric Value is edited. During the in-cell edit operation, the in-cell editor takes up the entire cell -- not just the Numeric Value display area. To abort an in-cell edit operation, the user can hit the ESC (escape) key.

Screenshots of the SCT in various modes are shown on the following pages.

## 1.1 SCT: Vertical Timestep Axis Orientation

Series Slots		Scalar Slots		Other Slots			
Timestep	Day	Abiquiu Reservoir .Inflow cfs	Abiquiu Reservoir .Outflow cfs	Abiquiu Reservoir .Storage m3	Abiquiu Reservoir .Pool Elevation ft	Abiquiu Reservoir .Operating Head ft	Abiquiu Reservoir .Tailwater Elevation ft
1/1/96	Mon	233.88	375.24	269551368.37	6226.93	176.96	6050.00
1/2/96	Tue	242.55	385.66	269234500.70	6226.87	176.90	6050.00
1/3/96	Wed	115.01	260.89	268864594.34	6226.80	176.84	6050.00
1/4/96	Thu	221.38	357.26	268520676.52	6226.74	176.77	6050.00
1/5/96	Fri	214.26	350.35	268172276.65	6226.67	176.71	6050.00
1/6/96	Sat	214.35	349.86	267825068.38	6226.61	176.64	6050.00
1/7/96	Sun	214.15	349.62	267478465.31	6226.54	176.58	6050.00
1/8/96	Mon	202.26	328.60	267153241.73	6226.48	176.51	6050.00
1/9/96	Tue	201.63	362.01	266743311.21	6226.41	176.44	6050.00
1/10/96	Wed	259.87	410.06	266356413.84	6226.33	176.37	6050.00

Series Slots		Scalar Slots		Other Slots			
Timestep	Day	Abiquiu Reservoir .Inflow cfs	Abiquiu Reservoir .Outflow cfs	Abiquiu Reservoir .Storage m3	Abiquiu Reservoir .Pool Elevation ft	Abiquiu Reservoir .Operating Head ft	Abiquiu Reservoir .Tailwater Elevation ft
1/1/96	Mon	233.88	375.24	269551368.37	6226.93	176.96	6050.00
1/2/96	Tue	242.55	385.66	269234500.70	6226.87	176.90	6050.00
1/3/96	Wed	115.01	260.89	268864594.34	6226.80	176.84	6050.00
1/4/96	Thu	221.38	357.26	268520676.52	6226.74	176.77	6050.00
1/5/96	Fri	214.26	350.35	268172276.65	6226.67	176.71	6050.00
1/6/96	Sat	214.35	349.86	267825068.38	6226.61	176.64	6050.00
1/7/96	Sun	214.15	349.62	267478465.31	6226.54	176.58	6050.00
1/8/96	Mon	202.26	328.60	267153241.73	6226.48	176.51	6050.00
1/9/96	Tue	201.63	362.01	266743311.21	6226.41	176.44	6050.00
1/10/96	Wed	259.87	410.06	266356413.84	6226.33	176.37	6050.00

Series Slots		Scalar Slots		Other Slots			
Timestep	Day	Abiquiu Reservoir .Inflow cfs	Abiquiu Reservoir .Outflow cfs	Abiquiu Reservoir .Storage m3	Abiquiu Reservoir .Pool Elevation ft	Abiquiu Reservoir .Operating Head ft	Abiquiu Reservoir .Tailwater Elevation ft
1/1/96	Mon	233.88	375.24	269551368.37	6226.93	176.96	6050.00
1/2/96	Tue	242.55	385.66	269234500.70	6226.87	176.90	6050.00
1/3/96	Wed	115.01	260.89	268864594.34	6226.80	176.84	6050.00
1/4/96	Thu	221.38	357.26	268520676.52	6226.74	176.77	6050.00
1/5/96	Fri	214.26	350.35	268172276.65	6226.67	176.71	6050.00
1/6/96	Sat	214.35	349.86	267825068.38	6226.61	176.64	6050.00
1/7/96	Sun	214.15	349.62	267478465.31	6226.54	176.58	6050.00
1/8/96	Mon	202.26	328.60	267153241.73	6226.48	176.51	6050.00
1/9/96	Tue	201.63	362.01	266743311.21	6226.41	176.44	6050.00
1/10/96	Wed	259.87	410.06	266356413.84	6226.33	176.37	6050.00

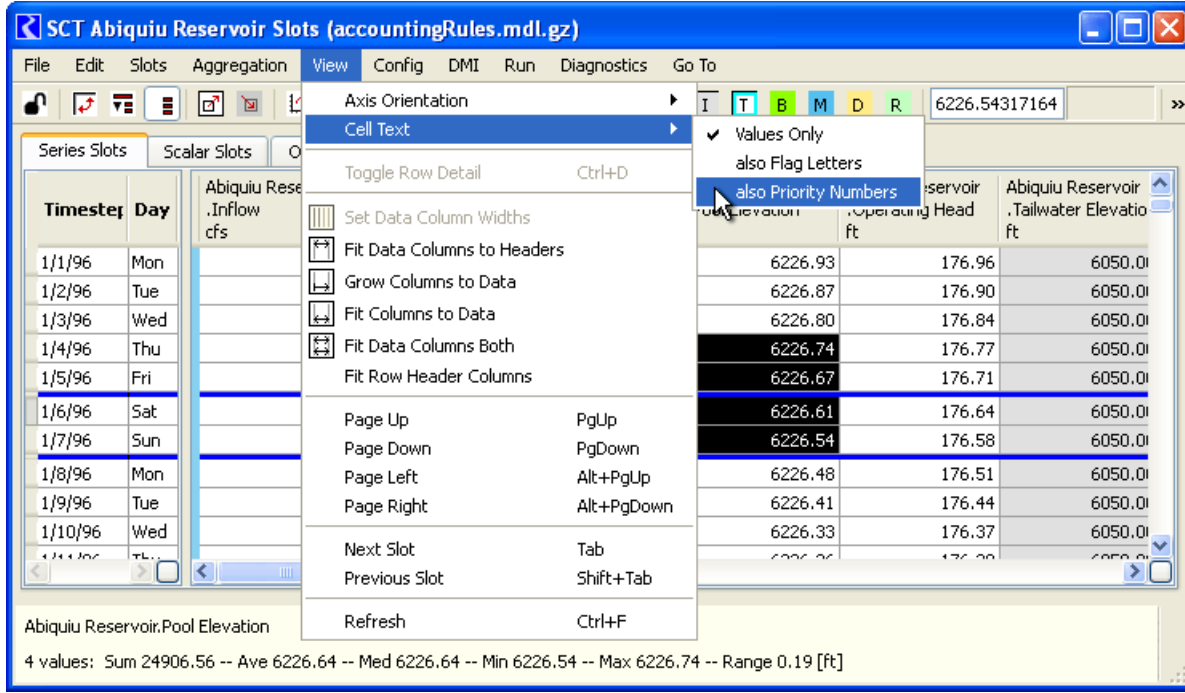
## 1.2 SCT: Horizontal Timestep Axis Orientation

Series Slots			12/31/95 Sun	1/1/96 Mon	1/2/96 Tue	1/3/96 Wed
Abiquiu Reservoir.Inflow	cfs		NaN	233.88	242.55	115.01
Abiquiu Reservoir.Outflow	cfs		NaN	375.24	385.66	260.89
Abiquiu Reservoir.Storage	m3		269877199.27	269551368.37	269234500.70	268864594.34
Abiquiu Reservoir.Pool Elevation	ft		6226.99	6226.93	6226.87	6226.80
Abiquiu Reservoir.Operating Head	ft		NaN	176.96	176.90	176.84
Abiquiu Reservoir.Tailwater Elevation	ft		6050.00	6050.00	6050.00	6050.00
Abiquiu Reservoir.Power Coefficient	MW/cfs		NaN	0.01	0.01	0.01
Abiquiu Reservoir.Hydro Capacity	MW		NaN	16.83	16.83	16.82
Abiquiu Reservoir.Best Hydro Capacity	MW		NaN	16.83	16.83	16.82
Abiquiu Reservoir.Power Plant Cap Fraction	NONE		NaN	1.00	1.00	1.00
Abiquiu Reservoir.Plant Power Limit	MW		NaN			

Series Slots			12/31/95 Sun	1/1/96 Mon	1/2/96 Tue	1/3/96 Wed
Abiquiu Reservoir.Inflow	cfs		NaN	233.88	242.55	
Abiquiu Reservoir.Outflow	cfs		NaN	375.24	385.66	
Abiquiu Reservoir.Storage	m3		269877199.27	269551368.37	269234500.70	268864594.34
Abiquiu Reservoir.Pool Elevation	ft		6226.99	6226.93	6226.87	6226.80
Abiquiu Reservoir.Operating Head	ft		NaN	176.96	176.90	176.84
Abiquiu Reservoir.Tailwater Elevation	ft		6050.00	6050.00	6050.00	6050.00
Abiquiu Reservoir.Power Coefficient	MW/cfs		NaN	0.01	0.01	0.01
Abiquiu Reservoir.Hydro Capacity	MW		NaN	16.83	16.83	16.82
Abiquiu Reservoir.Best Hydro Capacity	MW		NaN	16.83	16.83	16.82
Abiquiu Reservoir.Power Plant Cap Fraction	NONE		NaN	1.00	1.00	1.00
Abiquiu Reservoir.Plant Power Limit	MW		NaN			

Series Slots			12/31/95 Sun	1/1/96 Mon	1/2/96 Tue
Abiquiu Reservoir.Inflow	cfs		NaN	233.88	242.55
Abiquiu Reservoir.Outflow	cfs		NaN	375.24	385.66
Abiquiu Reservoir.Storage	m3		269877199.27	269551368.37	269234500.70
Abiquiu Reservoir.Pool Elevation	ft		6226.99	6226.93	6226.87
Abiquiu Reservoir.Operating Head	ft		NaN	176.96	176.90
Abiquiu Reservoir.Tailwater Elevation	ft		6050.00	6050.00	6050.00
Abiquiu Reservoir.Power Coefficient	MW/cfs		NaN	0.01	0.01
Abiquiu Reservoir.Hydro Capacity	MW		NaN	16.83	16.83
Abiquiu Reservoir.Best Hydro Capacity	MW		NaN	16.83	16.83
Abiquiu Reservoir.Power Plant Cap Fraction	NONE		NaN	1.00	1.00
Abiquiu Reservoir.Plant Power Limit	MW		NaN		

### 1.3 SCT: View Menu



--- (end) ---